



SourceOECD Statistics














OECD 来自自加盟国的统计数据资料作为数据库予以公开发表。SourceOECD Statistics 以在线形式提供 OECD 的全部数据库。用户可以在网站上自制表格，以 Excel 等形式输出。计划于 2009 年，在新的接口 OECD. Stat 上也能够以单个的数据集为单位进行订阅。

2009 年订阅价格 (CD-ROM+ONLINE / ONLINE ONLY)

SourceOECD OECD Statistics Package (US\$ 10120.00 / US\$ 6680.00)

SourceOECD IEA Statistics Package (US\$ 9810.00 / US\$ 6730.00)

OECD 数据库一览

-  Main Economic Indicators – online database (US\$ 1620.00 / US\$ 930.00)
-  National Accounts of OECD Countries – online database (US\$ 910.00 / US\$ 590.00)
含 Annual National Accounts; Quarterly National Accounts; Central Government Debt; Historical Statistics
-  OECD Economic Outlook Statistics and Projections (US\$ 720.00 / US\$ 530.00)
-  International Trade by Commodity Statistics (ITCS) – online database (US\$ 1100.00 / US\$ 670.00)
-  Monthly Statistics of International Trade – online database (US\$ 284.00 / US\$ 200.00)
-  OECD Agriculture Statistics – online database (US\$ 410.00 / US\$ 290.00)
含 Agricultural Commodities Database; Agricultural Policies in Emerging and Transition Economies; Economic Accounts for Agriculture; Producer and Consumer Support Estimates
-  OECD Education Statistics (US\$ 284.00 / US\$ 200.00)
-  OECD Employment and Labour Market Statistics (US\$ 410.00 / US\$ 290.00)
含 Labour Market Database; Annual Labour Force Statistics; Quarterly Labour Force Statistics; OECD Non-Members Labour Market Database
-  OECD Banking Statistics (US\$ 284.00 / US\$ 200.00)
-  OECD International Direct Investment Statistics – online database (US\$ 284.00 / US\$ 200.00)
-  OECD Insurance Statistics – online database (US\$ 498.00 / US\$ 350.00)
-  OECD International Development Statistics – online database (US\$ 284.00 / US\$ 200.00)
含 Geographical Distribution of Financial Flows to Aid Recipient; External Debt Statistics
-  OECD Science, Technology and R&D Statistics – online database (US\$ 517.00 / US\$ 370.00)
含 Research and Development Statistics; Main Science and Technology Indicators
-  OECD Telecommunications and Internet Statistics – online database (US\$ 498.00 / US\$ 350.00)
-  OECD Health Data – online database (US\$ 570.00 / US\$ 380.00)
-  OECD International Migration Statistics – online database (US\$ 284.00 / US\$ 200.00)
-  OECD Social Expenditure Statistics – online database (US\$ 284.00 / US\$ 200.00)
-  OECD Statistics on International Trade in Services – online database (US\$ 284.00 / US\$ 200.00)
-  OECD Statistics on Measuring Globalisation – online database (US\$ 284.00 / US\$ 200.00)
-  STAN: OECD Structural Analysis Statistics – online database (US\$ 517.00 / US\$ 370.00)
-  Structural and Demographic Business Statistics – online database (US\$ 284.00 / US\$ 200.00)
-  OECD Tax Statistics – online database (US\$ 810.00 / US\$ 580.00)
含 Revenue Statistics; Taxing Wages

IEA 数据库一览 (Online only)

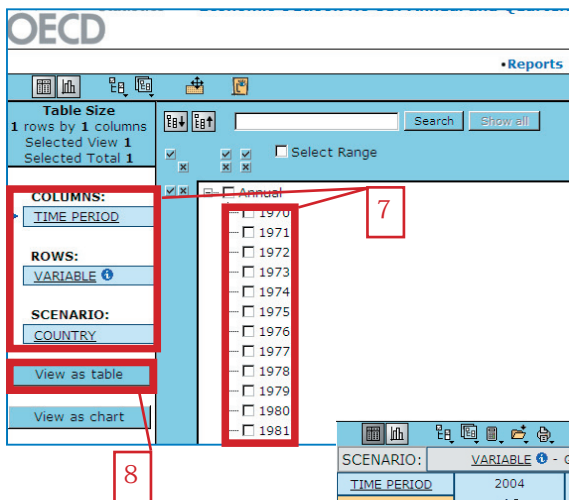
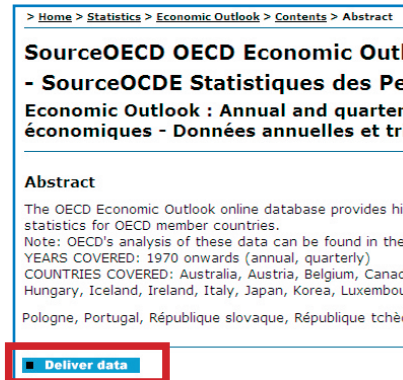

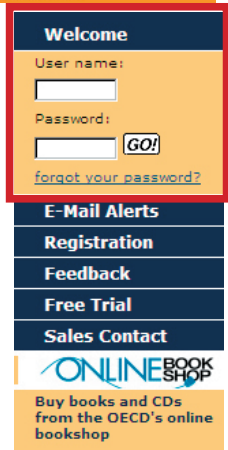
- CO2 Emissions from Fuel Combustion – IEA online database (US\$ 1410.00)
- Coal Information – IEA online database (US\$ 1410.00)
- Electricity Information – IEA online database (US\$ 1410.00)
- Energy Prices and taxes – IEA online database (US\$ 2260.00)
- Forecasts from Energy Policies – IEA online database (US\$ 140.00)
- IEA World Energy Statistics and Balances (US\$ 3390.00)
- Natural Gas Information – IEA online database (US\$ 1410.00)
- Oil Information – IEA online database (US\$ 1410.00)
- Renewables Information – IEA online database (US\$ 840.00)

联络方式：Swets 北京代表处
北京市海淀区中关村南大街 2 号数码大厦
A 座 616 室 邮编：100086
电话：(010)51627536/38
传真：(010)51627539
E-mail: chinaoffice@nl.swets.com



使用方法:

- 1) 链接 www.sourceoecd.org.
- 2) 在画面右侧的 Welcome 框中输入用户名和密码，点击 Go。
※通过 IP 地址认证时，在页面打开时 Welcome 框中就会显示机构名，无需登录。
- 3) 点击画面上方的 STATISTICS 按钮。
- 4) 将鼠标箭头对准画面左侧的 OECD Databases 或 IEA Databases 等，在弹出菜单中点击想看的数据库。
- 5) 例如，从 OECD Databases 点击 OECD Economic Outlook。画面中央显示 Table 的清单（如是 Economic Outlook，则只有一个），点击其中的一个。
- 6) 点击 Abstract 下方的 Deliver data 按钮后，数据库打开。



- 7) 画面左侧排列着收录于该数据库内的统计项目。画面中央显示各个项目中的内容，在要加载于其中的表的项目上打勾选择。
- 8) 对于左侧的所有统计项目，同样在必要的事项上打勾选择后，点击 View as table。

SCENARIO:	VARIABLE - Gross domestic product, value, market prices				
TIME PERIOD	2004	2005	2006	2007	2008
COUNTRY	↑↓	↑↓	↑↓	↑↓	↑↓
Canada	1,290,828.000	1,375,080.000	1,446,307.000	1,531,452.899	1,591,998.503
Germany	2,203,450.000	2,240,850.000	2,323,280.000	2,428,320.000	2,525,709.290
France	1,657,748.000	1,723,901.000	1,808,794.000	1,892,509.000	1,976,834.061
United Kingdom	1,184,296.000	1,233,976.000	1,303,915.000	1,384,823.000	1,446,043.119
Italy	1,390,388.673	1,428,916.433	1,481,323.145	1,535,375.329	1,578,980.513
Japan	498,328,400.000	501,734,500.000	508,925,000.000	515,617,500.000	518,658,731.501
United States	11,685,925.000	12,433,925.000	13,194,700.000	13,841,350.000	14,267,889.596